



# Celebration of Learning

*We will begin streaming shortly*

**DAY 1**  
**BE THERE.**  
**RETURN+LEARN**



# Celebration of Learning

## August 13, 2020

**DAY 1**  
**BE THERE.**  
**RETURN+LEARN**



[www.atlantapublicschools.us](http://www.atlantapublicschools.us)

# Welcome to Bolton Academy

## Introductions: Bolton Academy's Leadership Team

**Anita Lawrence**  
*Principal*

**Lina Scharff**  
*Assistant Principal*

**Trina Ross**  
*Instructional Coach K-2*

**Felica Topper**  
*Instructional Coach 3-5*

**Monica Varner**  
*IB Coordinator/DLI Contact*

**Daryl Steward**  
*School Counselor*

**Monique Kimbell**  
*RTI/SST Specialist*

**Birgitta Johnson**  
*Media Specialist*



POP UP

BACK TO  
SCHOOL  
BASH

DAY 1  
BE THERE.  
RETURN+LEARN



It's time to get ready for DAY 1!

Sign up for a backpack at [www.emptystockingfund.org/aps-backpack-request-2020/](http://www.emptystockingfund.org/aps-backpack-request-2020/)



ATLANTA  
PUBLIC  
SCHOOLS



# ORDER MY MEALS Online for 2020-2021



- Order student meal kit weekly
  - Meal kits must be ordered by Monday each week for the following week
- No charge for placing an order
  - Reduced and full pay student accounts charged once meals have been received by the student
  - No charge to students approved for free meals and students enrolled in CEP school sites


## Order My Meals in MySchoolBucks

1. Create an account on MySchoolBucks
  - No need to create an account if you have an existing MySchoolBucks account, simply log-in to your existing account
2. Add enrolled APS student(s) to your account
  - You will need each student's name, school name, DOB, and APS student ID number (this is not the student's meal PIN)
3. Order Weekly Student Meal Kits
  - Select the School Store → Categories → Meals Orders
  - Select your child(ren) school site's order form
  - Select the student to receive order
  - Select Pick-up at Site or Bus Delivery if applicable
  - Select School Meal Bundle option for the week
    - Each meal kit will contain five (5) breakfast meals and/or five (5) lunch meals
  - Enter your phone number
  - Add order to basket
  - Repeat steps 4, 5, and 6 for each student
  - Checkout and submit your order



For internet and computer assistance, contact your child's school site.

# Runway to Learning: August 17-21, 2020

Pop Up Bash	Runway to Learning
<p>Check in for daily activities at: <a href="https://www.atlantapublicschools.us/backtoschool">https://www.atlantapublicschools.us/backtoschool</a></p>  The logo for 'Back to School Bash' is a 3D rectangular prism. The front face is purple and contains the text 'BACK TO SCHOOL BASH' in large, bold, sans-serif letters. 'BACK' is in light blue, 'TO' is in white inside a pink square, 'SCHOOL' is in white, and 'BASH' is in yellow. The top face is a darker purple, and the bottom face is a light pinkish-purple. <p><b>BACK TO SCHOOL BASH</b></p>	<p><b>August 18, 2020 (Students with last names A-H)</b> 9:00 am-11:00 am: A-D 12:00 pm- 2:00 pm: E-H</p> <p><b>August 19, 2020 (Students with last names I-P)</b> 9:00 am-11:00 am: I-L 12:00 pm- 2:00 pm:M-P</p> <p><b>August 20, 2020 (Students with last names Q-Z)</b> 9:00 am-11:00 am: Q-Z 12-2:00 pm: Anyone who is not able to pick up during their scheduled pick-up time (by appointment only).</p>

# Runway to Learning Reminders

## Get Your Tools for Success!


- ❖ Designated Timeframes
- ❖ Contactless Pick-up
  - Please remain in your vehicle
  - You will drive through the carpool lane at the rear of the school
  - Student name, grade level, and homeroom teacher name should be visible in your car
- ❖ You may drop off library books
- ❖ You may receive the following items:
  - A device (if registered to receive one)
  - Instructional resources and supplies
  - Belongings from last year
  - Spring pictures
- ❖ Bring your child! Let's get excited to Return + Learn!

*Your child's teacher may contact you to schedule an online assessment during the week of August 17th*

# What to Expect on Day 1

---

- ❖ Live instruction via Zoom
  - Links will be shared via the Weekly HOOT and posted to our website
- ❖ A morning meeting and school-wide announcements
- ❖ Step-by-step instructions for MyBackpack and other technology platforms
- ❖ Community Building and Social Emotional Learning
- ❖ Pre-assessments
- ❖ Practice, Practice, Practice!





# What is an IB education?

*We are motivated by a mission to create a better world through education.*

---

## Mission

The International Baccalaureate Organization aims to develop inquiring, knowledgeable and caring young people who help to create a better and more peaceful world through intercultural understanding and respect.

To this end, the IBO works with schools, governments and international organizations to develop challenging programmes of international education and rigorous assessment.

These programmes encourage students across the world to become active, compassionate and lifelong learners who understand that other people, with their differences, can also be right.




# What does the IBO offer?

*The IBO develops three programmes of international education for students aged 3 to 19, working in cooperation with IB World Schools.*

---

Our three programs span the years of kindergarten to pre-university. The programs can be offered individually or as a continuum.

- **The Primary Years Program** (PYP) for students aged 3 to 12 (Grades 4K-6)
- **The Middle Years Program** (MYP) for students aged 11 to 16 (Grades 7-12)
- **The Diploma Program & Career Path** for students aged 16 to 19 (Grades 11-12)



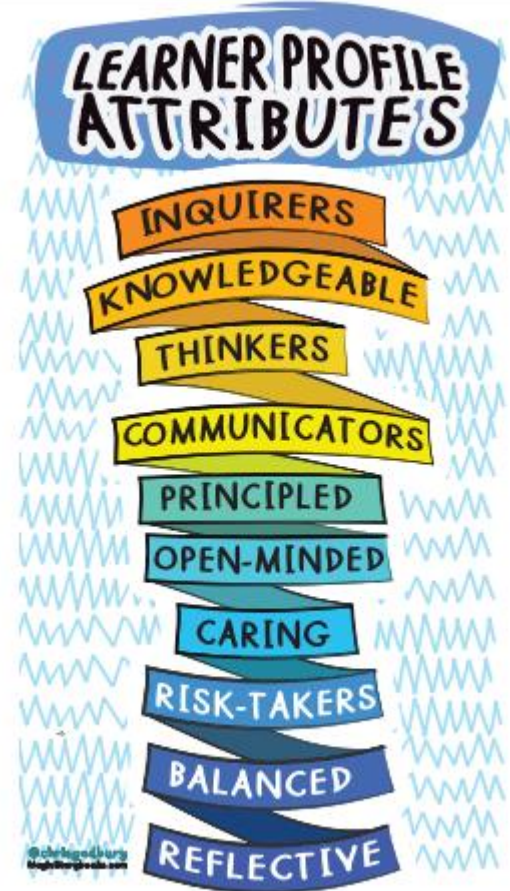
# What is the learner profile?

*It's the IBO mission statement translated into a set of learning outcomes for the 21st century.*



The attributes of the learner profile express the values inherent to the IB continuum of international education.

IB programs promote the education of the whole person, emphasizing intellectual, personal, emotional and social development.



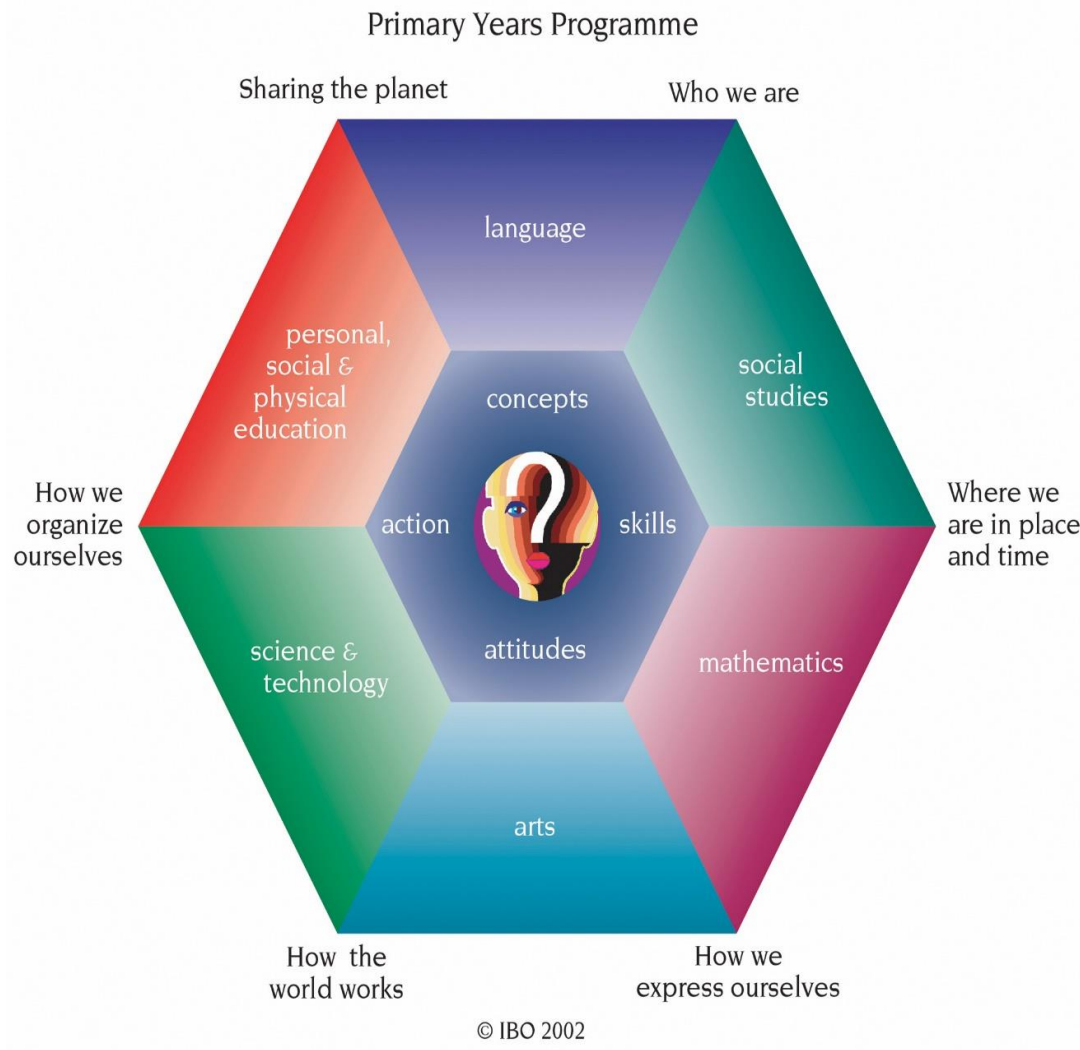
**What is the PYP (Primary Years Program)?** *An opportunity for learners to construct meaning.*

---

- Designed for all students aged 4 to 12 (Grades Pre-K-5)
- Designed to foster the development of the whole child.
- Addresses academic, physical, social, emotional, and cultural needs for all students.
- Focuses on the heart as well as the mind



# What are the essential elements of the PYP?





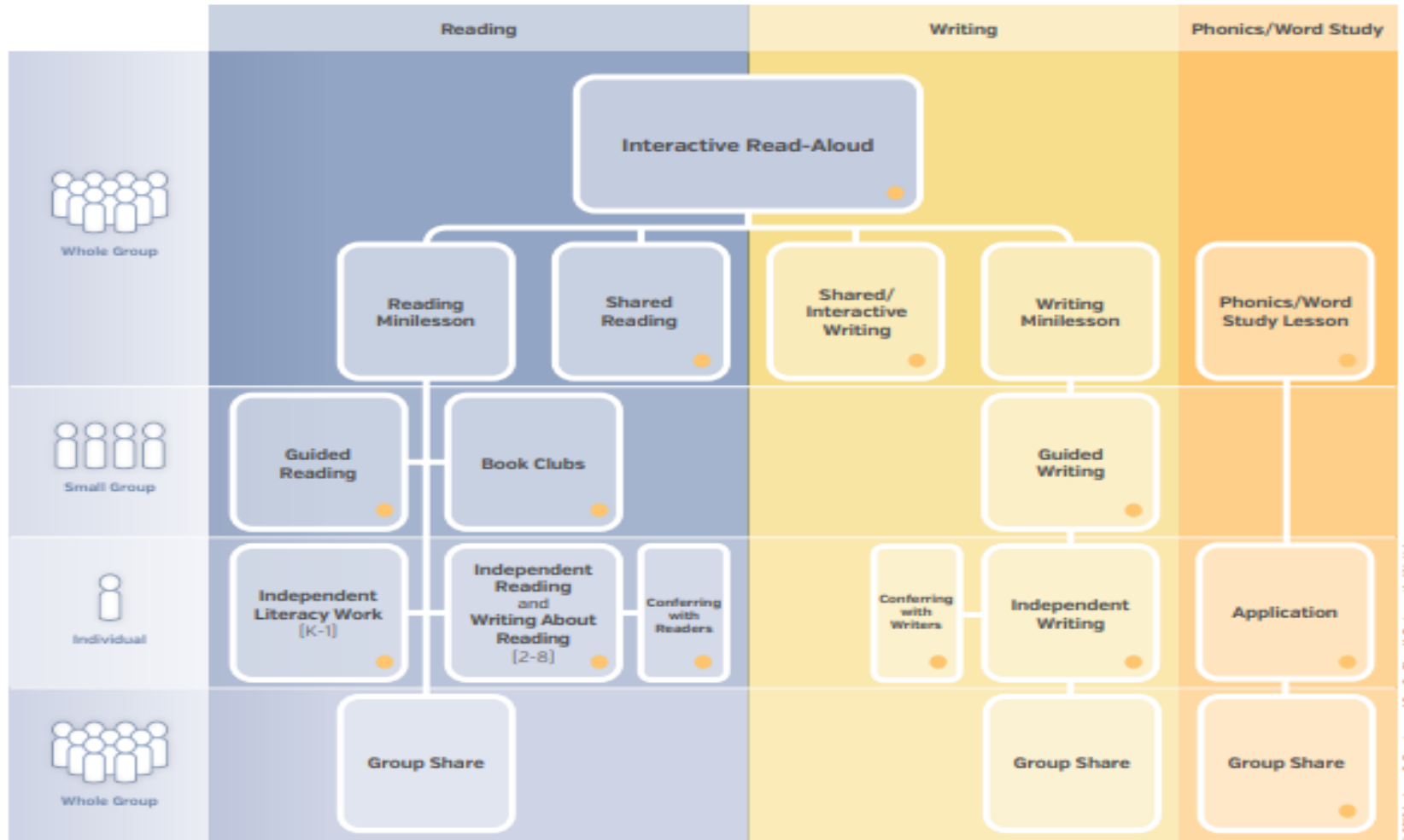
# What curriculum resources will teachers use during remote learning?

- Teachers will continue to utilize Wilson's Language **Foundations** to address phonics standards and **Fountas and Pinnell** as our primary resource for English/Language Arts.
- Both curriculum resources contain digital components that allow our teachers to continue to plan **rigorous** and **responsive** instruction for students while following the **balanced literacy framework**.
- Throughout the literacy block, students engage in learning with his/her peers in a **variety of instructional contexts**. Each context allows students to **think, talk, read, and write** about authentic texts.



# What are the components of a Balanced Literacy Classroom?

## A Design for Responsive Literacy Teaching



# What curriculum resources will teachers use during remote learning?

---

- Teachers will continue to utilize **Eureka Math** curriculum resources to support student learning of mathematics.
- **Eureka Math** helps students to connect math through **real-world** scenarios.
- Through the teaching of mathematics as a story, students are able to process the **why** behind the math; thus, logically and thoroughly achieving a **deep understanding**
- **ASSISTments** and **Affirm** digital learning applications will allow students to complete practice items that **align** to the **problem sets** and **exit ticket** items in their workbook.

# What are the components of a Eureka Math Lesson?

---

## Suggested Lesson Structure

■ Fluency Practice	(5 minutes)
■ Application Problem	(10 minutes)
■ Concept Development	(35 minutes)
■ Student Debrief	(10 minutes)
<b>Total Time</b>	<b>(60 minutes)</b>





## TAKE FLIGHT: APS KINDER EXPERIENCE

**Thursday, August 13, 6 p.m. on Zoom**

<https://tinyurl.com/kinderexperience> | 301-715-8592

*Spanish translation available in the Zoom room*

Help your student take flight to kindergarten at the APS Kinder Experience. The one-hour virtual orientation is designed to help families and children transition into a virtual kindergarten classroom. Don't miss this opportunity to learn more and enroll!



## ITINERARY

Virtual Kindergarten  
Overview

Parent & Child  
Interactive Activity

Meet A Kindergarten  
Teacher

Learn How To Enroll



ATLANTA  
PUBLIC  
SCHOOLS



# Break Out Sessions

---

- ❖ 1:45 - 2:30
  - Grade Level Breakouts (via Zoom)
- ❖ 2:30 - 3:00 (Choose One)
  - Virtual Learning Platforms
  - DLI Q&A
  - Social-Emotional Learning in a Remote Setting
  - Special Education and Response to Intervention
- ❖ 3:00 - 3:30
  - Optional Q&A (Streamed to Facebook Live)
- ***All sessions will be recorded and posted to our website***